
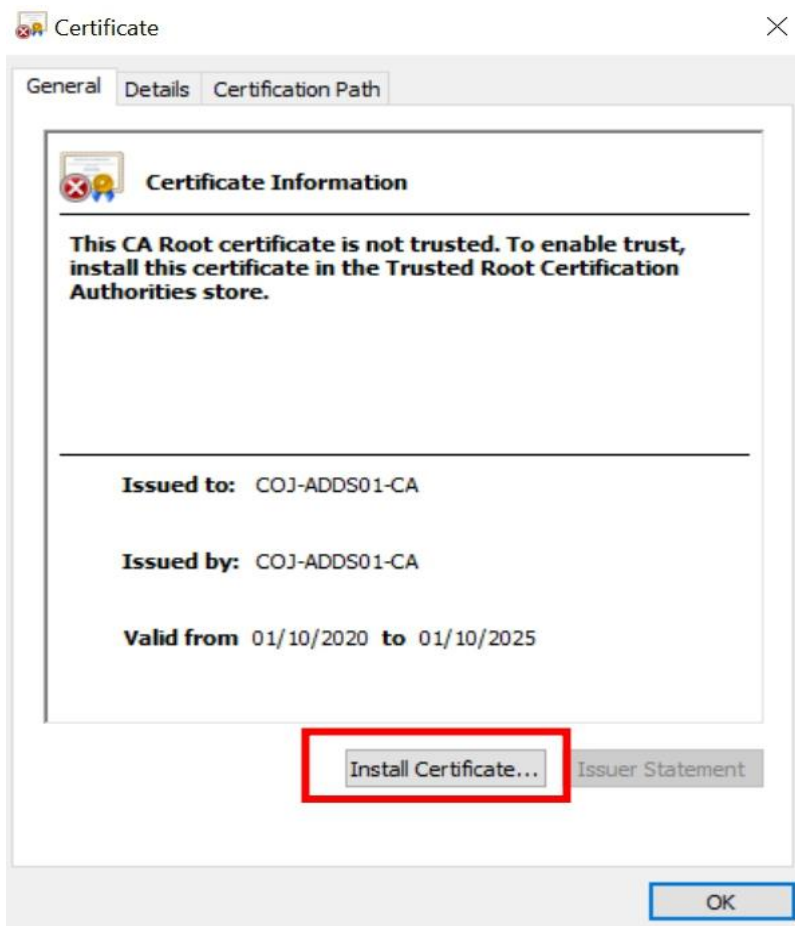


วิธีการลง CA cer เพื่อแก้ปัญหา Web browsers

1. เข้าไปที่ไฟล์ cvcs.cer

Name	Date modified	Type	Size
 cvcs.cer	02-Oct-2020 9:50 AM	Security Certificate	

2. เลือกที่ Install Certificate



3. ทำการเลือก Local Machine และกด Next

← Certificate Import Wizard

Welcome to the Certificate Import Wizard

This wizard helps you copy certificates, certificate trust lists, and certificate revocation lists from your disk to a certificate store.

A certificate, which is issued by a certification authority, is a confirmation of your identity and contains information used to protect data or to establish secure network connections. A certificate store is the system area where certificates are kept.

Store Location

Current User

Local Machine

To continue, click Next.

Next

Cancel

4. ทำการ Browse ไฟล์

← Certificate Import Wizard

Certificate Store

Certificate stores are system areas where certificates are kept.

Windows can automatically select a certificate store, or you can specify a location for the certificate.

- Automatically select the certificate store based on the type of certificate
- Place all certificates in the following store

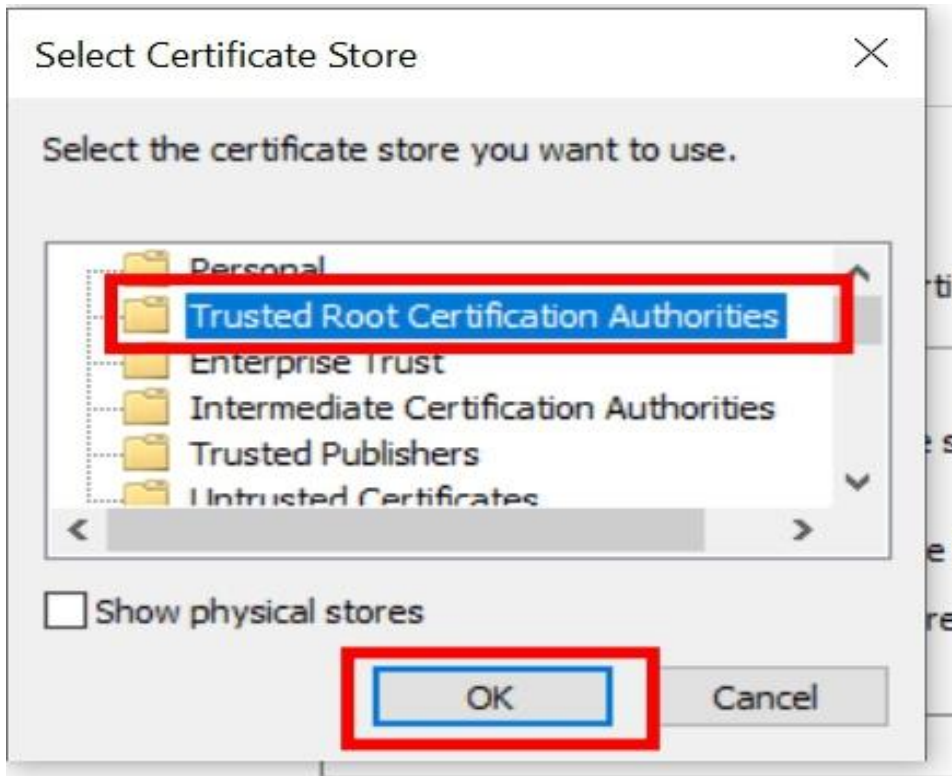
Certificate store:

Browse...

Next

Cancel

5. เลือกไปที่ Trust Root Certification Authorities และกด OK



6. ทำการตรวจสอบค่าตั้งรูปและกด Finish

